



A SEMINAR ON
CASEY'S SCHOOLS OF INSTRUCTION

SCHOOLS OF THE SOLDIER AND COMPANY

MARCHING OBLIQUES

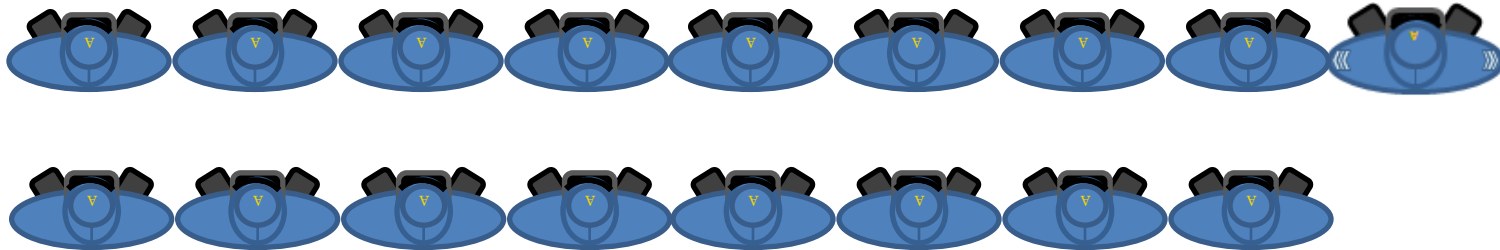
STEVE GIOVANNINI
20 JANUARY 2018

1. *Right (or left) oblique.* 2. MARCH.

- Make a half face to the right (or left)
 - The “degree of obliquity” is typically a 45 degree angle
 - The “half right face” turns the body and the head. The “half right face” also means the oblique is a 45 degree angle.
 - However, the officer sets the guide’s direction and the men conform to the guide
- March straight-forward in the new direction
 - No crab-walk
 - There is no instruction that requires the soldier to face / look at the enemy while trying to march at the oblique.
 - The instruction is to first “make a half face to the right (or left),” and then “march straight-forward in the new direction.”
- Maintain alignment
 - The instruction “the shoulder shall always be behind that of their next neighbor on that side, and that his head shall conceal the heads of the other men in the rank.” Provide reference points for maintaining alignment.
 - Additional direction is provided in the School of the Company, instruction 102: “The rear-rank men will preserve their distances, and march in rear of the man next on the right (or left) of their habitual file leaders.”
- Preserve the same length of pace
 - **S.S. 340.** At the second command, each man will make a half face to the right (or left), and will then march straight-forward in the new direction. As the men no longer touch elbows, they will glance along the shoulders of the nearest files, toward the side to which they are obliquing, and will regulate their steps so that the shoulder shall always be behind that of their next neighbor on that side, and that his head shall conceal the heads of the other men in the rank. Besides this, the men should preserve the same length of pace, and the same degree of obliquity.
 - **S.C. 102.** At the command *march*, the company will take the oblique step. The men will accurately observe the principles prescribed in the S. S., No. 340. The rear-rank men will preserve their distances, and march in rear of the man next on the right (or left) of their habitual file leaders.

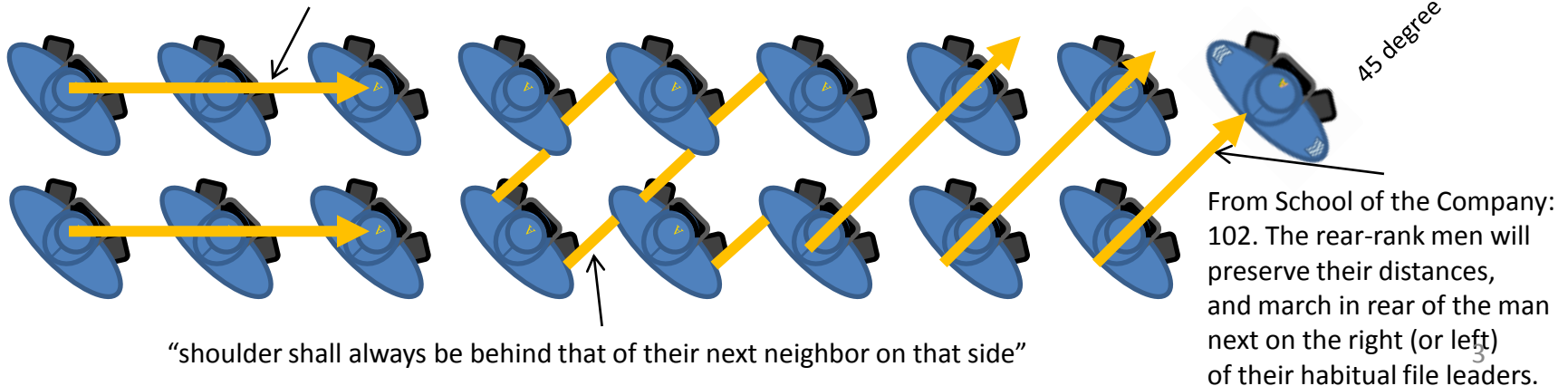
1. *Right (or left) oblique.* 2. MARCH.

While marching by the front (or rear).



S.S. 340. At the second command, each man will make a half face to the right (or left), and will then march straight-forward in the new direction. As the men no longer touch elbows, they will glance along the shoulders of the nearest files, toward the side to which they are obliquing, and will regulate their steps so that the shoulder shall always be behind that of their next neighbor on that side, and that his head shall conceal the heads of the other men in the rank. Besides this, the men should preserve the same length of pace, and the same degree of obliquity.

“his head shall conceal the heads of the other men in the rank”



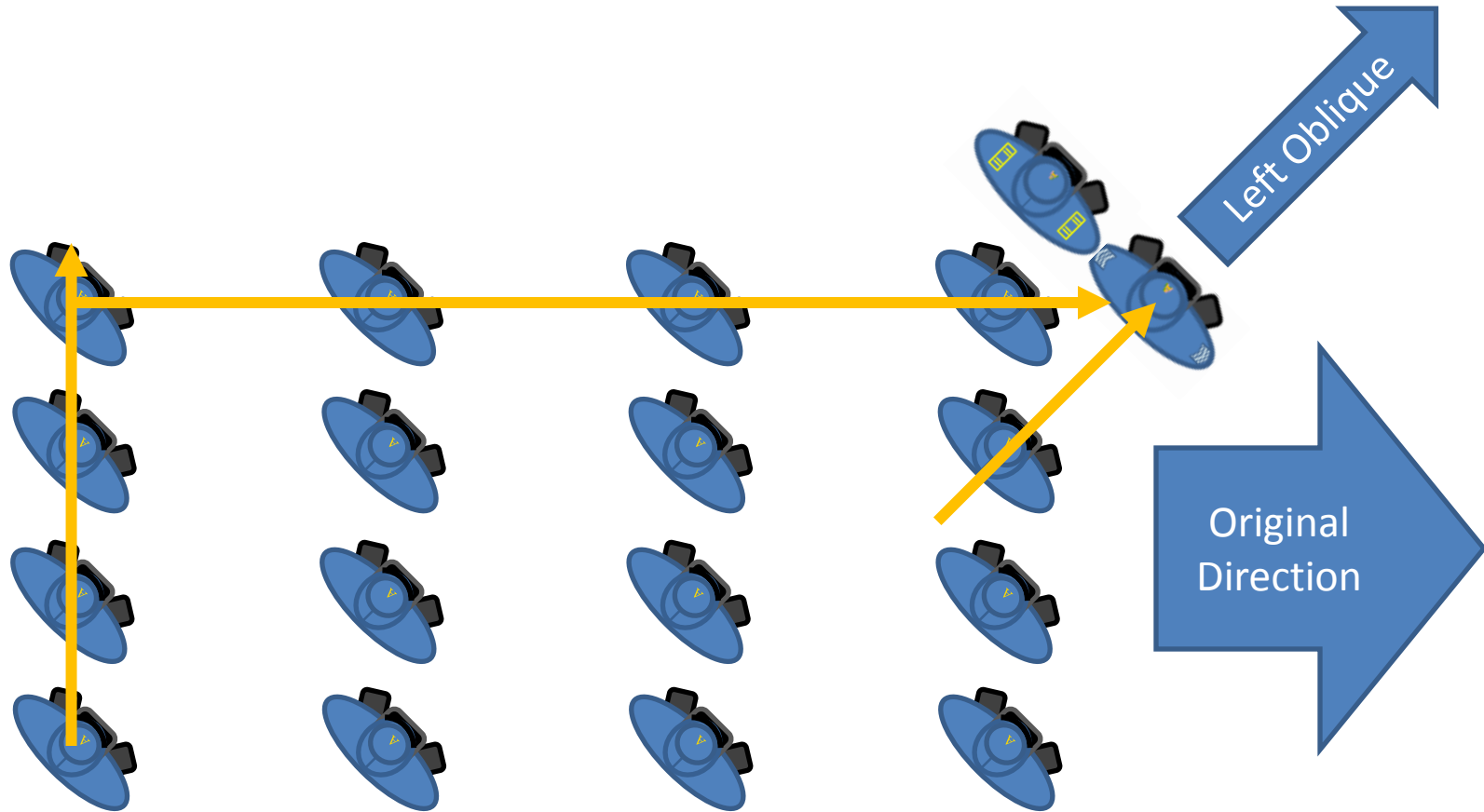
1. *Left oblique*. 2. MARCH.

While marching by the flank.



1. *Left oblique*. 2. MARCH.

Guide was already left



Multiple axis of alignment

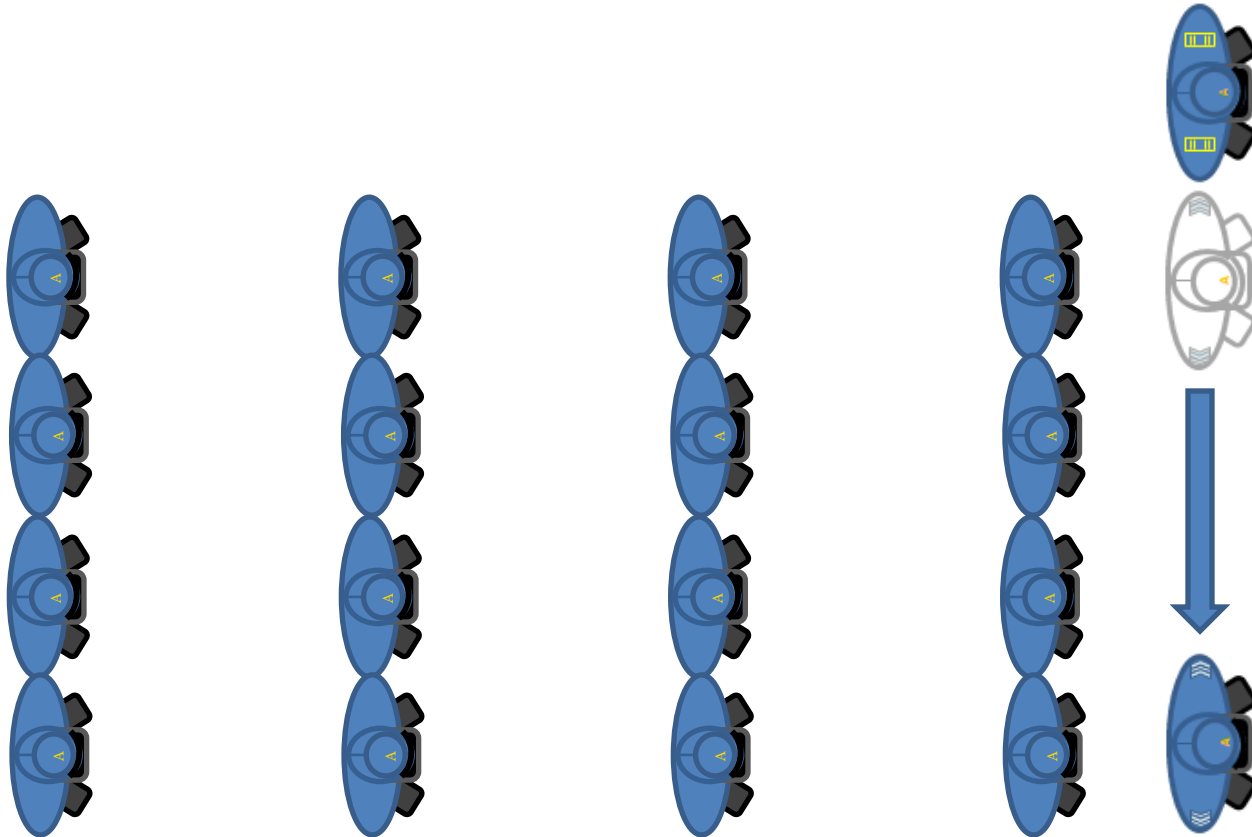
1. *Right oblique.* 2. MARCH.

While marching by the flank.



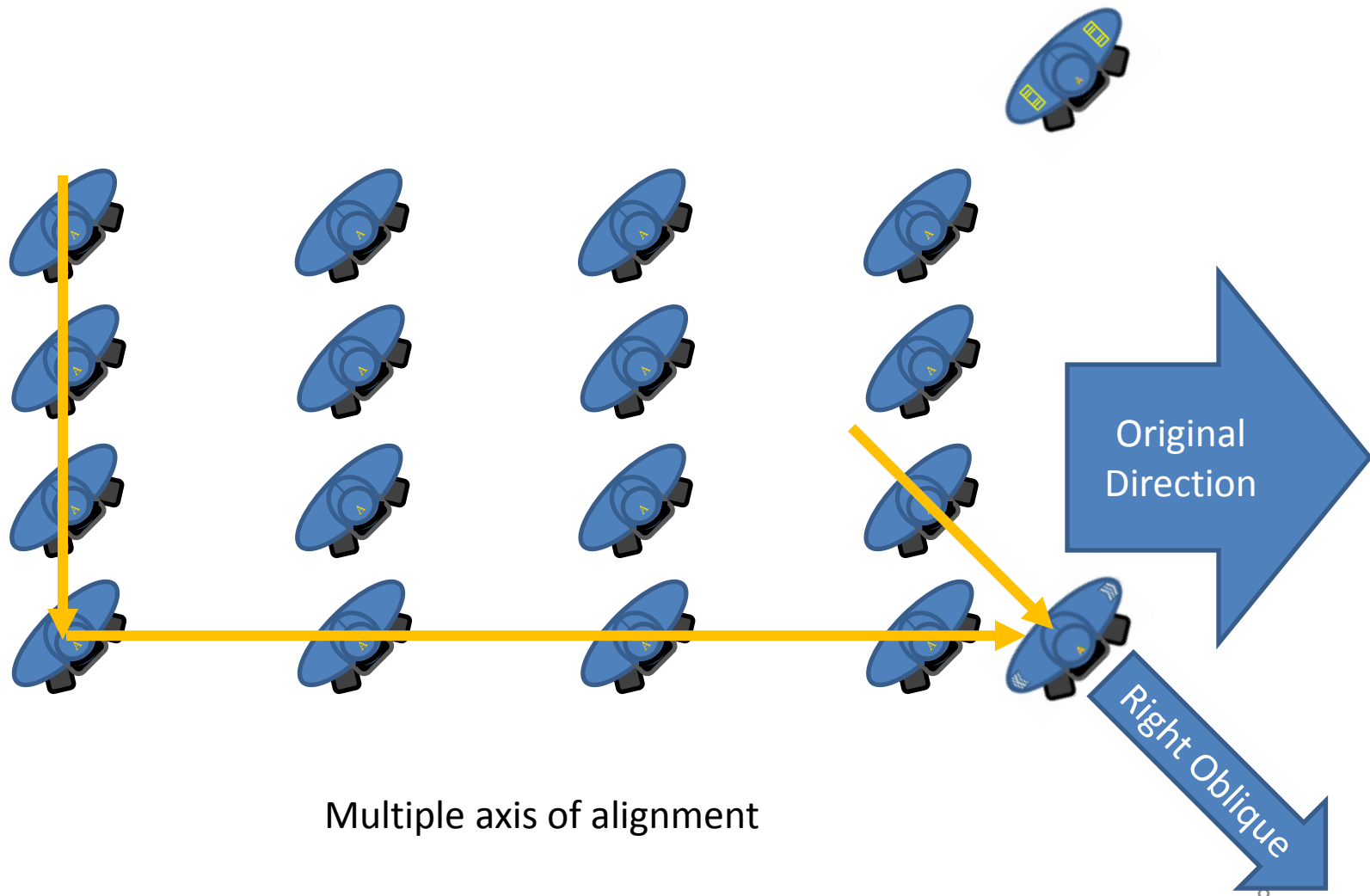
1. Guide. 2. RIGHT

First need to order the Guide to the right
in order to lead the direction of the oblique march



1. *–Right oblique.* 2. MARCH.

Guide is now right



1. Forward. 2. March



1. Guide. 2. Left

Return the Guide to the left
in order to lead the direction of the forward march

